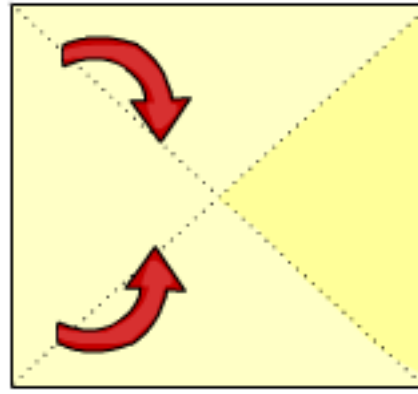


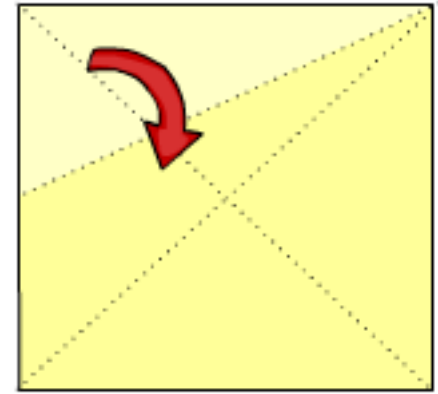
### STEP ONE

Find a square sheet of paper that is free of any folds.



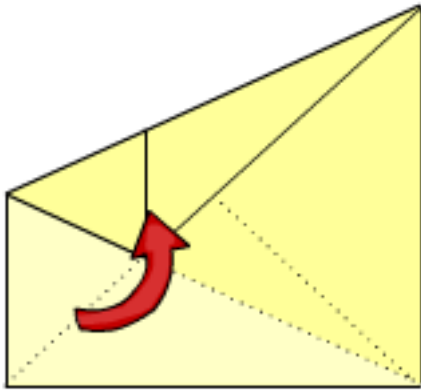
### STEP TWO

Fold the sheet diagonally in both directions.



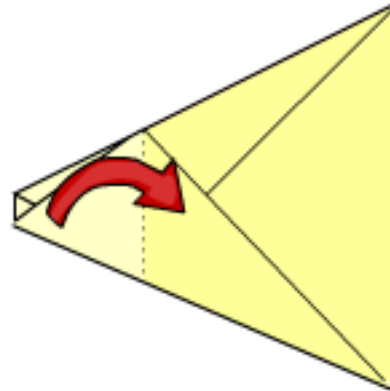
### STEP THREE

Fold one side at the half way point as shown



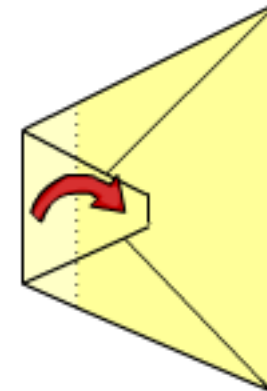
### STEP FOUR

Now do the same for the other side, overlapping the previous fold



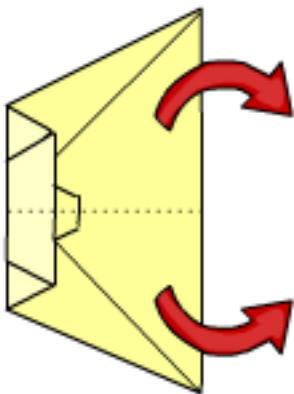
### STEP FIVE

Now fold the nose inwards as shown



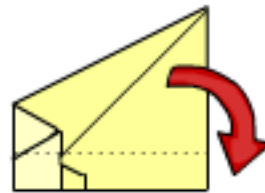
### STEP SIX

Fold the nose inwards once more



### STEP SEVEN

Now fold the sheet in half, with the folds exposed on the outside



### STEP EIGHT

This is what it should currently look like. Now fold the wings down on both sides